



PX1153PC

115 HP



PX1153PC

WE'VE CREATED A MONSTER.

We're growing them big down on the farm. Presenting our most powerful tractors ever. Rugged. Dependable. It's the tractor every large landowner or commercial farm is looking for.

New Style Bonnet

74.8LPM Oil Flow At Remotes

Linkage Control on Rear Fender

Deluxe Air Suspension Seat

Electronic Linkage Control

3,630kg Lift Capacity@24"







EXTERIOR

PX Series high-performance tractors combine rugged design and robust functionality into one dependable workhorse.



Front and Rear Working Lamps

Adjustable front and rear working lamps allow the operator to maneuver safely in low light conditions.



Projection Lamp

Newly designed headlights allow the operator to see and work safely even in low light condition.




Turbocharged, Intercooled Engine

The turbocharged engine with Air to Air Intercooler ensures the PX Series has the power the operator needs. The dual air cleaner offers increased filtration which extends the filter life.




Standard Wide Radial Tires

Standard front 440/65RX24 and rear 540/65RX34 tires provide high flotation and traction.



Joystick Valve / Rear Remote Hydraulic Valves

The PX Series comes standard with a joystick valve and dual remote hydraulic valves to accommodate loader operation and a variety of implements. PX Series tractors offer an optional third remote hydraulic valve.



Standard Wipers

PX1153PC tractor comes equipped with standard front and rear window wipers positioned to minimize impact to the operator's field of vision.



3-Point Hitch / External Fender Control

With heavy rear linkage and two large assist cylinders, PX1153PC provides 3,630kg of lift capacity at 24" behind ball ends. The standard external fender control for lifting and lowering of the rear linkage greatly increases the operator's convenience when attaching and detaching rear mounted implements.



Large Fuel Tank

The 120 liter fuel tank increases productive work time without the need for frequent re-fueling.



Climate Control System

Climate control ensures comfortable working conditions for the operator throughout all seasons.



Electronic Linkage Control (ELC)

The ELC on armrest provides accurate and straightforward control of the rear linkage.



Adjustable Steering Wheel and Instrument Panel

A tilting instrument panel and steering wheel allow the perfect fit for each operator.



Power Shuttle Lever

The power shuttle lever enables easy back-and-forth operation, dramatically reducing operator fatigue. The power shuttle provides softer shuttle operation and allows the operator to perform loader work without pressing the clutch pedal.



Joystick Lever

The conveniently located joystick lever reduces operator fatigue when using the loader.



INTERIOR

The standard PX Series deluxe cab includes: a panoramic windshield, electronic linkage control on armrest, air suspension seat, beverage cooler and ventilating roof panel.



Ergonomic Work Station with Deluxe Seat

The ergonomically designed cab has a fully adjustable suspension and swivel seat allowing the operator to ride in comfort.



Ergonomically Designed Levers

Ergonomic levers help to reduce operator fatigue and a color coded lever system allows for easy operation.

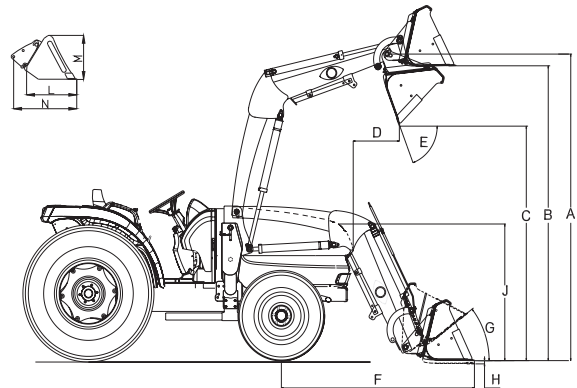


Main Gear Shift Lever (with Hand Clutch & Hi-low)

By using the hand clutch on the PX Series, the main gear lever can be shifted without using the clutch pedal. The operator can select the "hi" or "low" speed of any gear by simply pressing a button on the lever.

Front End Loader

The Kioti Power Lift Series loaders are built strong and feature heavy lift capacity with greater lift height and high quality components that enable you to tackle any kind of job with confidence. The HL1100 front end loader is specifically designed for the PX Series, providing efficient performance with single lever joystick control and a dual lever quick attach bucket. Utilizing the tractor's hydraulic system, the HL1100 features float and comes with a bucket level indicator for easier operation. The loader is designed to be quickly and easily attached and detached with the assistance of a built-in parking stand.



Loader Specifications

MODEL	HL1100	
A	Maximum Lift Height to Pivot Pin	3,703 mm
B	Clearance w/ Bucket Level	3,417 mm
C	Clearance w/ Bucket Dumped	2,745 mm
D	Reach at Maximum Height	303 mm
E	Maximum Dump Angle	61.3°
F	Reach w/ Bucket on Ground	2,345 mm
G	Maximum Rollback Angle	43°
H	Digging Depth Below Grade	171 mm
J	Overall Height in Carry Position	2,004 mm
L	Bucket Depth (Inner Shell)	650 mm
M	Bucket Height	571 mm
N	Bucket Length (Pivot Pin)	905 mm
	Lift Capacity to Full Height at Pivot Pins	1,865 kg
	Breakout Force at Pivot Pins	2,414 kgf
	Lift Cylinder	40×80×956×555ST
	Bucket Cylinder	40×80×1372×419ST
	Bucket Width	1,880 mm
	Bucket Weight	323 kg
	Approximate Weight (With Bucket)	802 kg
	Bucket Capacity (Heaped)	0.56 m ³

* Optional Loader Soft Ride Suspension Kit is available.

* Specifications and design are subject to change without notice.



ISO 9001
NO.954596



ISO 14001
NO.771475



OHSAS 18001
NO.K033008

SPECIFICATIONS

MODEL		PX1153PC	
ENGINE			
Model	Perkins 1104D-44TAG		
Type	4Cyl., In-line Vertical, Water-cooled		
Engine Max	hp	115	
Engine Gross	hp	108.5	
Displacement	cc	4,399	
Rated Revolution	rpm	2,200	
Fuel Tank Capacity	L	120	
DRIVE TRAIN			
Shuttle Type	Power Shuttle		
Main Shift	Synchronized		
Speeds	32F/32R		
Hi-Low Speed Shift	Standard		
Creep Speed Gear	Standard		
Main Clutch	Wet Multi Disc Clutch		
Brake	Wet Disc Type		
Differential Lock	Rear Standard		
PTO Type	Independent		
Rear PTO	rpm	540/1,000	
4WD Type	Electric/Hydraulic		
HYDRAULIC SYSTEM			
3-point Lift Control Type	Electronic Control		
Total Hydraulic Flow	L/min	121.3	
Implement Pump	L/min	74.8	
Power Steering Pump	L/min	46.5	
3-point Hitch	Category II		
Maximum Lifting Capacity (24" aft. of hitch)	kg	3,630	
Number of Remote Valves	1st, 2nd Standard (3rd Optional)		
Joystick Valve	Standard		
Steering	Hydrostatic Power Steering		
TIRE SIZE			
Front AG.	440/65R24		
Rear AG.	540/65R34		
TRAVELING SPEEDS			
Forward	km/h	0.65~39.64	
Reverse	km/h	0.65~39.37	
DIMENSIONS			
Overall Length (Includes 3-pt Hitch)	mm	4,120	
Overall Width (Minimum Tread)	mm	2,293	
Overall Height (From Top of Cab)	mm	2,750	
Wheelbase	mm	2,305	
Min. Ground Clearance	mm	475	
Tread	Front (AG.)	mm	1,686
	Rear (AG.)	mm	1,754
Min. Turning Radius (with brake)	m	4.4	
Weight with Cab and AG. Tires	kg	3,702	

* NOTE : Specifications and design are subject to change without notice.

STANDARD EQUIPMENT

- 1st / 2nd Remote Hydraulic Valve
- Creep Speed Gear
- De-clutch Button
- 4WD
- Auto PTO
- Ground PTO
- PTO Cruise
- Joystick Valve
- Refrigerator/Heating Cabinet
- 7 Pin & 3 Pin Socket
- External 3-Point Lift Control
- PTO Cover
- Interchangeable PTO Shafts
- Work Light
- Head, Signal, Backup and Cabin Lamp
- Front/Rear Window Wiper
- Rear View Mirror
- Side View Mirrors
- Sun Visor
- CD Player with AM/FM Radio
- Cup Holder
- Power Outlet (1 EA)
- Dual Air Cleaner
- Hi-Low Shift
- Parking Brake
- Parking Brake Buzzer
- Tilt Steering Wheel
- Air Suspension Seat

ELECTRONIC LINKAGE CONTROL

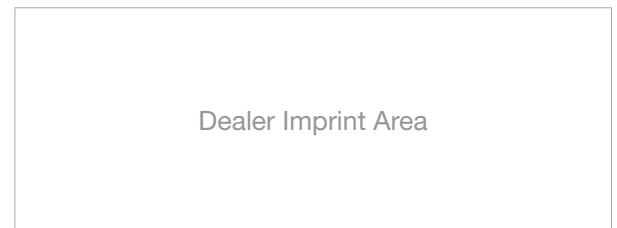
- Draft Control
- Draft Sensitivity Adjustment
- Lowering Speed Adjustment
- PTO Disengagement Position Adjustment
- Maximum Height Control
- Reverse Driving-Linked Lifting
- One-touch Linkage Lift/Lower Control

OPTIONAL EQUIPMENT

- Third Remote Hydraulic Valve
- Front Weights
- Rear Wheel Weights
- Front Fenders
- Locking Fuel Tank Cap
- Backup Alarm



**Kioti Tractor/
Daedong Industrial. Co., Ltd.**
2493, Nambusunhwan-ro, Seocho-gu, Seoul, Korea
Tel 82-2-3470-7454~9 Fax 82-2-3470-7485
Web www.daedong.co.kr



Dealer Imprint Area